



# Bulletin 1

Date: Monday 8<sup>th</sup> January 2024

Time: 18:00

Document No: 1.1

---

From: The Clerk of the Course  
To: All Competitors/Crew Members/Officials  
Number of pages: 12

---

Thank you for your entry to the MGJ Engineering Brands Hatch Winter Stages 2024.

Signing on and documentation is open. If you have not yet signed on and provided your documentation, please do so as soon as possible (this closes at 20:00 on Saturday 13<sup>th</sup> January 2024). This is accessible via the entry system, <https://brandshatchstages.co.uk/competitors> You will need to use your car number as per the seeded entry list and the password you supplied at the time of entering the rally. Please ensure you have applied for or renew your Motorsport UK licence, and club membership cards, in good time for the event as these are required as part of the signing on process.

Scrutineering will be undertaken in full, for all competing vehicles. Please ensure you check dates on all lifed/serviced items such as seats, harnesses, fire extinguishers etc. As a reminder, Competition Car Log Books (CCLBs) first issued between 1st January 2005 and prior to 31st December 2008 expired on 31st December 2023. Some helmet standards also expired at the end of 2023. Motorsport UK have introduced some new rules and regulations for 2024 and being so close to the start of the year, we recognise this is likely to be the first time many people have competed under them. Please take a little time to familiarise yourself with the new and amended rules, further information is available on the Motorsport UK website (and in the 2024 Year Book).

Competitors will be provided with a Roadbook, Rally Plates, Numbers and Time Cards. New Motorsport UK regulations for 2024 include additional numbers which must be fitted on cars prior to scrutineering, further details are contained in this Bulletin. Crews must present themselves with their cars at all controls and it is their responsibility to ensure all entries on their Time Cards are correctly recorded and handed in when and where required (SR 20.1).

## ALL QUERIES

During the event, all queries (including for results/timing) can be submitted by using the "Competitor Query Form" contained in your pack. To submit this form, there will always be at least one Competitor Liaison Officer (CLO) located in The Kentagon (identifiable via a CLO tabard). Please complete the form with as much detail as possible and pass it to a CLO. Queries will not be accepted verbally.

Tom Ward, Competitor Liaison Officer, can be contacted on 07804 243255 during the event.

## PASSES

Vehicle Passes are attached to this document. Entry Tickets will be sent by email from MSV's Ticketing System. Each Entry will be sent 6 MSV Tickets, please do not request more as no additional tickets are available. Additional tickets can be [purchased via MSV](#). MSV offer an exclusive 20% discount to competitors who purchase tickets in advance via the website.

To redeem the 20% discount, please enter the following discount code at checkout: CMC23

Please note, the discount is only available for tickets purchased in advance via the website. Advance booking ends 16:00 Thursday 18<sup>th</sup> January.

## NOTICE BOARD

There will be no physical Notice Board, all documents will be on a Virtual Notice Board (see later in this document for Sportivity Details). Responses to competitor queries and any Clerk of the Course Decisions will be published on the Virtual Notice Board.

## SEEDED ENTRY LIST AND START LIST

The Seeded Entry List is on the Virtual Notice Board. A Start List with MTC1 due times will be on the Virtual Notice Board and published no later than 08:00 on Saturday 20th January.

## ARRIVAL, ENTRANCE TO BRANDS HATCH AND SPEED LIMITS

**PLEASE DO NOT ARRIVE BEFORE 14:00 ON FRIDAY 19<sup>TH</sup> JANUARY.**

**MSV have been asked not to allow competitors access prior to this time, due to other activities at the venue and setup commencing.**

Entrance to the venue is via the Main Gate at Brands Hatch only (Map Ref 188/569645, what3words ///GARAGE.STROKE.ACROSS). You must observe the Speed Limits at all times (10MPH in the Service Area). There will be Spectators in various areas.

## SCRUTINEERING/SOUND TEST

Friday 19<sup>th</sup> January 15:30 to 19:15

Saturday 20<sup>th</sup> January 06:30 to 08:00

See Map for location of Scrutineering/Sound Test and Service Area.

## DOCUMENTATION AND NUMBER PACKS

Friday 19<sup>th</sup> January From 14:30 - collecting number packs only

16:00 - 19:30 - all documentation

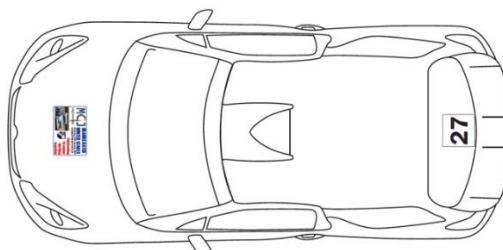

Saturday 20<sup>th</sup> January 06:30 to 08:00 - all documentation

All documentation will take place at the Office next to the Scrutineering Bay.

## RALLY PLATE AND NUMBER PLACEMENT

In-line with Motorsport UK GR J4.1 and R6.1.3, Competitors will be provided with a rally plate and numbers which must be fitted prior to scrutineering and displayed as follows:

- The rally plate to be affixed to the front bonnet.
- A pair of black numbers to be placed within each door square.
- A pair of yellow numbers for each rear side window (or equivalent area on smaller vehicles).
- A single square number (printed black numbers on a 18cm x 18cm white background) which must be visible from the rear of the vehicle at eye level but must not impede the rear view via the rear-view mirror.



## SCRUTINEERING NOTES

- 1 Please check your Overalls, Balaclava, Seats, FHRs and Helmets are of the correct Specification and are in Date and that your Competition Car Logbook or Vehicle Passport is valid. See later in this document for a helmet standard guide and refer to the Motorsport UK Year Book for full details.
- 2 Cars need not be taxed but they must be presented at Scrutineering with the Vehicle Registration Document. A current MOT Certificate must be presented for all cars that are required by law to have one.
- 3 In-Car Video cameras are allowed but must be fitted prior to scrutineering.
- 4 Please ensure that if you have your names on the side of the car, they are correct.
- 5 Competitors may wish to fit auxiliary lighting as stages may be run in the dark. These must be fitted and functioning for scrutineering.

REMINDER: RALLY PLATES AND COMPETITION NUMBERS ARE PROVIDED, THESE MUST BE FITTED PRIOR TO SCRUTINEERING.

## TRAILER & AUXILIARY VEHICLE PARKING

Please park your trailer within your service area, please try to put it on the grass out of the way. Vehicles may be left in the Service Area overnight. There is no facility for Auxiliary Service Vehicles, these must be parked in the public car parking areas.

Please do not park heavy vehicles on the grass - experience shows us they often get stuck due to January weather conditions!

## ENTRIES, SIGNING ON AND DOCUMENTATION

Signing on is accessible via the entry system, <https://brandshatchstages.co.uk/competitors>  
Signing on closes at 20:00 on Saturday 13<sup>th</sup> January 2024.

**You must sign on electronically AND provide a copy of your 2024 Competition Licence and valid Motor Club membership card (or Championship Registration Card) as part of the Signing-On process.**

**For Competitors from outside the UK & Ireland please refer to SR6.2.**

Your Rally Pack will contain a “credit card” with your Car Number on, this is to be exchanged for your Timecard after the Competitor Briefing.

## COMPETITOR BRIEFING

A competitor briefing will take place at 08:00 outside the scrutineering bay. At least one member of each Crew must attend. After the briefing, the “credit card” (provided in the Rally Pack) must be exchanged for your Time Card.

## SERVICE AREA

PLEASE SERVICE ONLY IN THE AREAS INDICATED ON THE ATTACHED MAP. IF YOU ATTEMPT TO SERVICE IN ANY OTHER PLACE, YOU WILL BE MOVED.

Please help to ensure this venue is kept open for rallying and we have MSV's co-operation, by not dropping litter or leaving oil on the ground. Oil absorbent materials will be available for soaking up oil. You must take all rubbish **including tyres** away with you. A Rubbish Sack is in your Rally Pack.

**The Service Area is a No Smoking area.**

The central road through the service area (Colin Chapman Way) must be always kept clear.

Please see the attached notes issued by Motorsport UK for Service Areas, pay particular attention to the regulation that all cars must service on an Environmental Ground Sheet. Vehicular access to the service area will be restricted after 08:00.

## FUEL & REFUELLING

Please ensure you fully understand the refuelling procedure as detailed in the Supplementary Regulations (SR 22).

## OUT OF BOUNDS AREAS

All areas of the Rally Stage and Circuit are out of bounds to competing crews and their associates for the duration of Friday 19<sup>th</sup> and until 09:00 on Saturday 20<sup>th</sup> January 2024, apart from access to and from Scrutineering, Sound Test and documentation collection. Once competition has commenced, only cars and crews competing on the Stage may access all areas which form the competitive stages, including Arrival Control and Stop Control Areas. Details for Marshals, Officials and Media are detailed in the Event Safety Plan.

Any persons found in an out of bounds area on foot, vehicle, bicycle, etc. will have their entry cancelled and their entry fee will be forfeited.

## CIRCUIT DAMAGE

A reminder to competitors that Motorsport Vision are very sensitive to any damage caused to their venue. If you have a puncture, you must stop and change it. Any damage caused and/or costs incurred will be the responsibility of the competitor. Chelmsford Motor Club and Motor Sport Vision will seek full reimbursement and penalties will be applied as per SR25.10(z).

## SPECIAL STAGE ARRIVAL CONTROL

A reminder that as per MSUK GR R30.2.3 Competitors must not leave the Special Stage Arrival Control unless ready to start a Special Stage.

This includes all safety items being correctly fitted/done up as required (Overalls, Balaclava, FHRs and Helmets) and harnesses being secure and fitted as per manufacturer's instructions, including the location of the seat buckle. Crotch straps should be adjusted to a length that allows the lap straps to sit completely within the iliac crest (outer edge) of the pelvis, as close to the upper thighs as possible. Lap straps should never be positioned on the abdomen, they must always be on the pelvis to ensure forces are applied to hard points rather than soft tissue.

## PENALTY MARKERS AND CHICANES

As per SR26.1 - 26.3, to restrict average speeds for the Special Stages, various man-made barriers will be set up. These are detailed in the Road Book and may include markers on verges (such as cones or melba logs) to stop cutting, some of which are placed at the request of the venue to protect the venue. These markers and barriers will be defined as Penalty Markers. The Roadbook shows the location of where Penalty Markers which will incur Penalties are placed, these are shown as a **P** on the stage diagram(s). These show Penalty Markers are placed in this location, these do not define the exact number of cones / melba logs / equipment used but define locations where penalties will be applied for hitting equipment.

The decision of the Judge of Fact relating to hitting a Penalty Marker or Chicane may not be subject to protest or appeal. All persons appointed a Judge of Fact are experienced motorsport volunteers and marshals.

SR 26.2 is amended as follows:

In order to restrict average speeds for the Special Stages, chicanes may be set up. These will be detailed in the Road Book and will normally be barriers made of tyre stacks. A Penalty of 5 minutes will be applied to any car hitting a Chicane which moves the barriers forming the chicane from their original position; a Judge of Fact will determine this penalty. The decision of the Judge of Fact relating to hitting a ~~Penalty Marker~~ **Chicane** may not be subject to protest or appeal. All persons appointed a Judge of Fact are experienced motorsport volunteers and marshals. A Penalty of 5 minutes will be applied to any car hitting ~~Penalty Markers~~ **a Chicane** (SR25.13).

## DRONES

The use of Drones at Brands Hatch Circuit is prohibited. If you or any members of your crew are caught using one you will be removed from the Circuit.

## FOOD & DRINK

The Kentagon will open for refreshments on Friday and Saturday, times TBC.

## MEDIA INFORMATION SHEET

Please ensure you have completed this online. It can be accessed via the entry system at <https://brandshatchstages.co.uk/competitors>

## AMENDMENTS TO SR 11

Safety Car                      Matt Endean  
Assistant Secretary          Paul Barrett



The banner features a purple and pink background with the Sportity logo in the top left. The main text is white and black, providing instructions on how to access event information via the Sportity app. A large white box contains the password MGJEBHWS2024VNB. At the bottom, there are logos for the App Store and Google Play, along with QR codes for app download and the website URL www.sportity.com.

 **Sportity**

For direct event information please download the Sportity app and insert this password:

**MGJEBHWS2024VNB**

Sportity app is available in

Available on the **App Store**      Get it on **Google play**

[www.sportity.com](http://www.sportity.com)



## Service Area Risk Management

All competitors and service crews are urged to comply with the Service Area Best Practice Guidelines, specifically the guidelines for the refuelling of competing cars, equipment and working practices. All competitors, including their service crews are required to take reasonable care throughout the event for their health and safety and safety of themselves, all personnel operating on their behalf and all other persons who may be affected by their operations during the event.

1. All entrants must have an environmental ground-sheet in place before work commences on the vehicle.
2. Temporary structures such as motorhomes, awnings and pop-up tents must be erected securely and with sufficient ballast to cope with wind conditions. All structures deemed unsafe by the event organisers must be dismantled and removed.
3. All service vehicles should have an environmental spill-kit, for use in the event of liquid spillage (competing cars must also carry such a kit). Spillage of any liquid should be contained immediately by the crew concerned.
4. Fire extinguishers must be readily available at all times when vehicles are being worked on.
5. Vehicles must be supported by axle stands, chassis sill stands or ramps, all with recommended base plates, when raised in the air by trolley or any other types of jack. Engines must not be running when the vehicle is raised on stands. No other work on the car must be attempted, when raising or lowering of the car is taking place.
6. Re-fuelling is only permitted in the Refuel Area, Competitors must refuel on the way to a stage and not when returning from a stage. The vehicle must be unoccupied e.g., driver, co-driver, service crew, etc, must be outside the vehicle when re-fuelling commences, and the engine switched off. Containers should comply with the relevant British Standard, should be marked "Petroleum Spirit-Highly Flammable" and be kept from any source of ignition.
7. Re-fuelling should be by hand pumping, rather than from hand held containers. If fuel is dispensed from hand held containers a suitable spout for pouring must be used. Open pouring from hand held containers with or without the use of a funnel is not permitted.
8. Where necessary, as part of the service i.e. changing of fuel tank, fuel pump, fuel filter, or any other item of fuel circuit, emptying of the fuel tank is permitted provided that:
  - The work is carried out with the knowledge of the organiser (first point of contact Chief Scrutineer, details in Roadbook).
  - A fire extinguisher with operator is on standby.
  - No other work is carried out on the car during this operation.
  - A safety zone is established within which all sources of ignition are removed.
  - Any removed fuel is stored in a sealed container.
  - Re-fuelling is only permitted in the Refuel Area.

### A. Storage & Use of Petroleum Spirit

1. Containers must comply with the relevant British Standard, must be marked "Petroleum Spirit-Highly Flammable" and be kept from any source of ignition.
2. All empty containers must be removed from the venue after the event.
3. Petrol is to be used as fuel only, not for any other purpose.

4. All vehicle re-fuelling is to take place in the open air. The Service Area is a “No Smoking” area. In the refuel area ,an operative must be on standby with a fire extinguisher.
5. Refuelling operatives, including those standing by with fire extinguishers, must ensure they are wearing protective clothing, including gloves and eye protection.

## **B. Hazardous Substances**

1. Some vehicle parts, for example brake & clutch linings, contain asbestos. Competitors are encouraged to use non-asbestos substitutes where possible.
2. Where asbestos is used, every effort must be made to prevent dust being released.
3. Some mineral oils may cause skin cancers. Where contact does occur, contamination must be washed off immediately. The wearing of any contaminated clothing must be avoided.
4. Other substances may cause ill health. Suppliers will have information about the possible effects of their products, on request.

## **C. Electrical Safety**

1. All electrical equipment must be maintained in a safe condition.
2. Extension leads & cables should be neoprene, oil resistant flexible cable.
3. All electrical equipment used externally must be weatherproof and tools must be “double” or “all insulated” against electric shock.
4. Electrical equipment and hand tools must not be used where flammable vapours are present.

## **D. Fire Precautions**

1. All competition vehicles must carry a suitable fire extinguisher. All service vehicles should carry a suitable fire extinguisher.
2. Special consideration must be made before lighting any cooking appliance.
3. All sources of ignition must be kept away from any fuel store or re-fuelling area.
4. Fire extinguishers must not be moved from their known location, other than when in use.
5. In the event of any fire, a report must be made to the organisers of the event before leaving the venue.
6. All entrants are encouraged to train their personnel in correct fire prevention and treatment procedures.

## **E. Compressed Air Equipment**

1. Air blasts from over inflated tyres can cause severe injury. Tyres must not be inflated above manufacturers’ recommendation figures.
2. Always stand clear when inflating tyres.
3. Compressors & air lines must be inspected regularly.
4. Compressed air cylinders must be stored and used to suppliers’ recommendations.

## **F. General Working Practices**

1. All working areas must be kept clean & tidy. All waste & spillage must be cleared up immediately, removed by the entrant at the end of the event and disposed of in a responsible manner.
2. Trailing cables & hoses must not be allowed to create a trip hazard and must not be run across access or roadways.
3. Whenever vehicle engines are being run, adequate ventilation must be in place.
4. All safety notices must be complied with.
5. Any personnel carrying out work must ensure that they adopt safe working practices at all times.
6. Service crews and competitors need to be aware of the long periods of exposure to cold, wet or heat, experienced while on location in service areas and dress accordingly.
7. Children under 16 years of age are to be closely supervised and must not leave your designated area unaccompanied. They are children and as such are your responsibility!!

## **G. Noise**

1. Exposure to excessive noise may result in hearing loss, or other complaints. These may be short term, or after prolonged exposure, permanent. Where exposure to noise is unavoidable, ear defenders must be worn.

## **H. Manual Handling**

1. Lifting, carrying and propelling of loads by bodily force is a major cause of industrial injuries. All entrants are encouraged to train their personnel in safe manual handling techniques.

## **I. Waste**

1. Entrants must remove all waste from the venue, including containers, packaging, tyres, oils etc. They must be disposed of it in a responsible manner.

## **J. Vehicle Safety**

1. A 10 mph speed limit must be observed at all times in a Service Area, other than for Emergency Vehicles which may be attending an incident.
2. There may be pedestrians in Service Areas. Special care must be taken in these circumstances, to avoid collisions.
3. The un-authorised use of mopeds, motorcycles, scooters, go-peds, quads etc. is forbidden in Service Areas.
4. Vehicles may only be driven by persons holding valid driving licences for that class of vehicle.

## **K. First Aid**

1. Any person sustaining injury or illness, must seek treatment from the event emergency services, by initially reporting to the Senior Official in charge of the Service Area, who will ensure the appropriate response.

## **L. Public Safety**

1. Entrants and their associated personnel must act in a manner so as not to put either themselves or any other person at risk of injury.

## **M. Reporting of Accidents & Incidents**

1. All accidents where any person sustains injury, or where damage to property occurs, must be reported immediately to the Senior Official in charge of the Service Area.

## **N. Further Regulations and Information**

1. Entrants are reminded of their obligations to comply with the requirements of the appropriate sporting regulations at all times. These Guidance Notes must be read in conjunction with all relevant regulations.
































## **O. Trade Suppliers Risk Assessments**

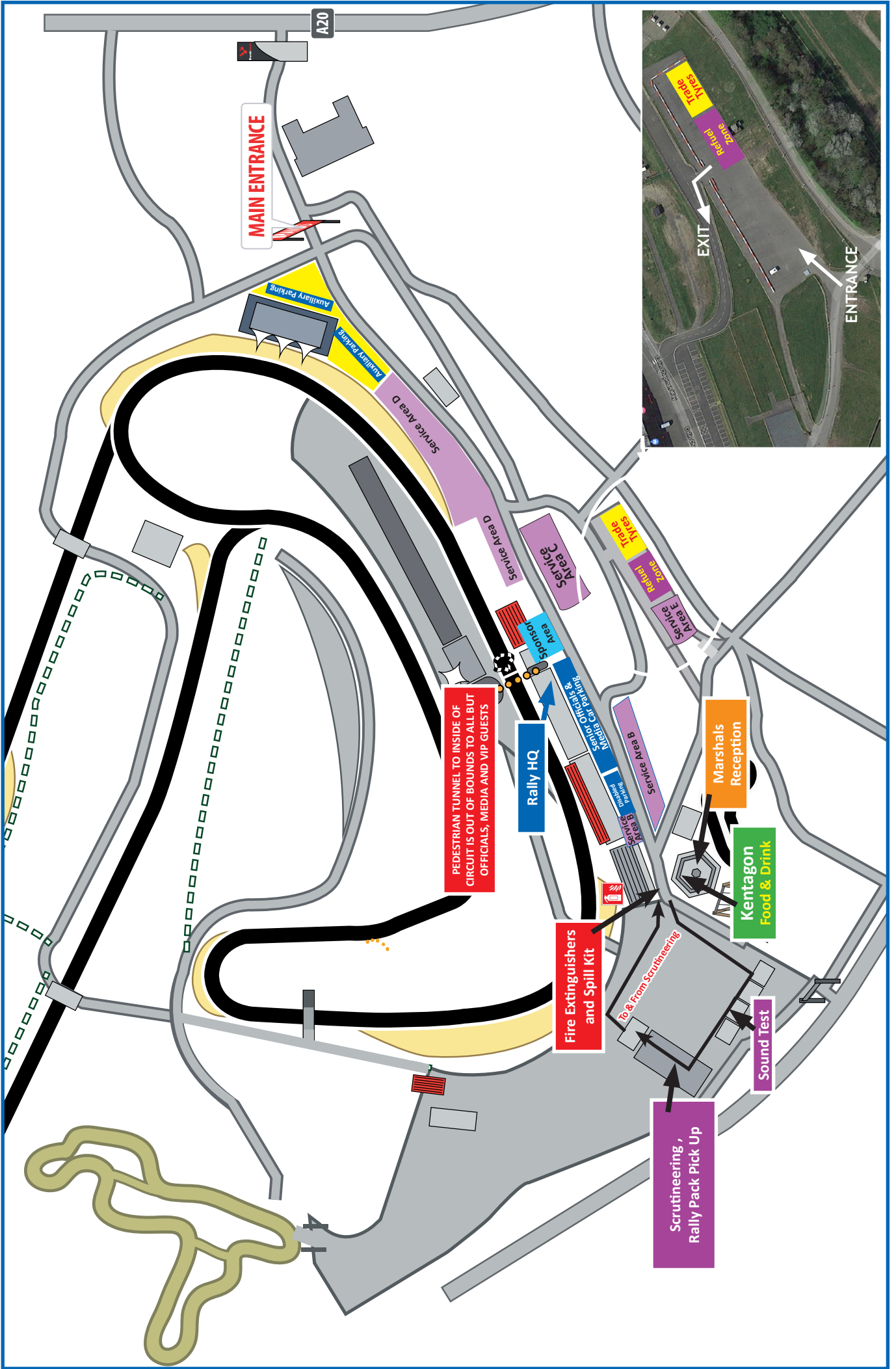
Risk Assessments from the various Tyre and Fuel Suppliers are available as separate documents.




# HOMOLOGATION GUIDE & EXPIRY DATES:



HOMOLOGATION(S)	VALID AFTER 2023? 	VALID AFTER 2023?  motorsport uk
 	 NO EXPIRY DATE	 NO EXPIRY DATE
 	 NOT VALID AFTER 2028	 NOT VALID AFTER 2028
	 NO EXPIRY DATE	 NO EXPIRY DATE
 	 NO EXPIRY DATE	 NO EXPIRY DATE
 	 NOT VALID AFTER 2028	 NOT VALID AFTER 2028
 	 NOT VALID AFTER 2023	 NOT VALID AFTER 2023
	 NOT VALID AFTER 2023	 NOT VALID AFTER 2023
	 NOT VALID AFTER 2023	 NOT VALID AFTER 2026



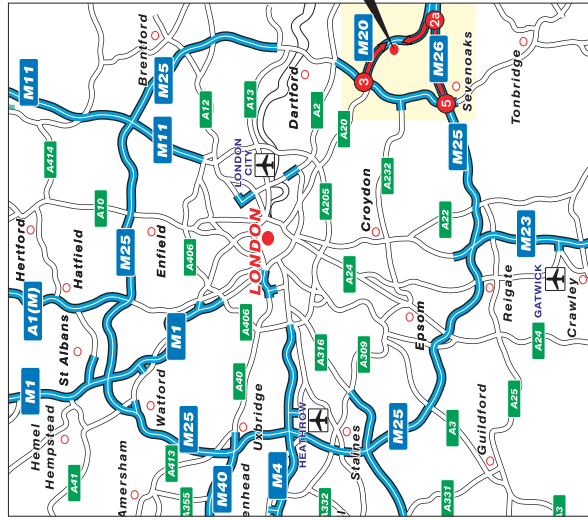


# Brands Hatch

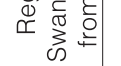
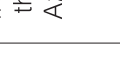
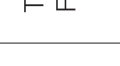
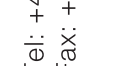

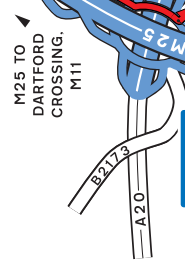
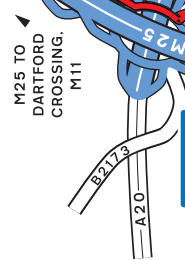
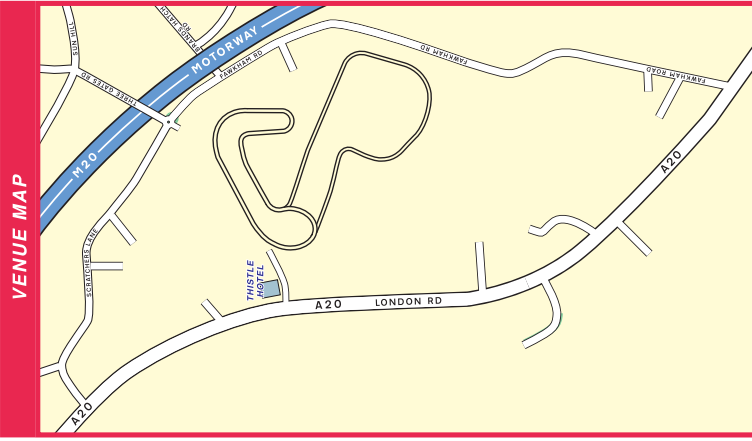
Motorsport Vision Ltd  
Brands Hatch  
Fawkham  
Longfield  
Kent  
DA3 8NG

Tel: +44 (0)1474 872331  
Fax: +44 (0)1474 874766

[www.motorsportvision.co.uk](http://www.motorsportvision.co.uk)



\*SEE SECTION DETAIL



## Directions

Brands Hatch is situated on the A20 near West Kingsdown. Just 3 miles from junction 3 (Swanley) of the M25, it is linked via the A20 to the M20 and M25/26 motorways.

Regular services to Swanley station operate from London Victoria.

**MCJ**  
engineering

**CHELMSFORD MOTOR CLUB**  
Saturday 20th January 2024

**Celebrating 10 events  
working together**

**BRANDS HATCH WINTER STAGES**



# COMPETITOR VEHICLE PASS

[www.brandshatchstages.co.uk](http://www.brandshatchstages.co.uk)

---

**MCJ**  
engineering

**CHELMSFORD MOTOR CLUB**  
Saturday 20th January 2024

**Celebrating 10 events  
working together**

**BRANDS HATCH WINTER STAGES**



# SERVICE VEHICLE PASS

[www.brandshatchstages.co.uk](http://www.brandshatchstages.co.uk)